

**MONOBLOCCHI
PER CELLE FRIGORIFERE
PACKAGED UNITS
FOR COLD ROOMS**

BLOCKSYSTEM



LOW GWP SOLUTIONS



BASSO
GWP
LOW
GWP



EASY
FIX
EASY
FIX



SISTEMI SPLIT - Installazione orizzontale (pavimento, tetto, parete)
SPLIT SYSTEMS - Horizontal installation (floor, roof top, wall)

R452A (GWP 2140) - R449A (GWP 1397)
**I prodotti in questo catalogo sono apparecchiature
il cui funzionamento dipende da gas fluorurati a
effetto serra**

Products in this catalogue are equipment whose functioning relies upon fluorinated greenhouse gases. Bei den in diesem Katalog enthaltenen Produkten handelt es sich um Geräte, deren Funktion von fluorierten Treibhausgasen abhängt.

Les produits de ce catalogue sont des équipements dont le fonctionnement dépend de gaz fluorés à effet de serre. Los productos de este catálogo son equipos cuyo funcionamiento depende de gases fluorados de efecto invernadero.

	R452A HBP	R452A MBP	R449A MBP	R452A LBP	R449A LBP
Campo di esercizio (Tc) Operating range (Tc)	+10°C ÷ +2°C	+5°C ÷ -5°C		-15°C ÷ -25°C	
Potenza frigorifera Refrigerating power	790 ÷ 4192 W Ta = +32°C (Tc = +5°C)	769 ÷ 11228 W Ta = +32°C (Tc = 0°C)	15406 ÷ 36741 W Ta = +32°C (Tc = 0°C)	693 ÷ 3109 W Ta = +32°C (Tc = -20°C)	3996 ÷ 27302 W Ta = +32°C (Tc = -20°C)
Volume cella Cold room volume	4,1 ÷ 45,4 m³ Ta = +32°C (Tc = 0°C)	4,2 ÷ 155 m³ Ta = +32°C (Tc = +5°C)	206 ÷ 591 m³ Ta = +32°C (Tc = 0°C)	3 ÷ 43,2 m³ Ta = +32°C (Tc = -20°C)	58 ÷ 938 m³ Ta = +32°C (Tc = -20°C)
Tipo di sbrinamento Defrosting type	A	R			

CARATTERISTICHE GENERALI

- Carrozzeria autoportante in lamiera elettrozincata, verniciata con polvere epossidica; pannelli facilmente asportabili che consentono un rapido accesso ai componenti in caso di ispezione o manutenzione
- Compressori ermetici o semiermetici, con protezione termica del motore
- Quadro di controllo elettronico programmabile in base alle diverse esigenze di utilizzo
- Pannello di comando in posizione remota
- Scambiatori di calore con batterie in rame e alluminio
- Condensazione ad aria
- Espansione a capillare o valvola termostatica
- Sbrinamento automatico del tipo a ventilazione o a resistenza con frequenza e durata programmabili
- Scarico diretto acqua di condensa
- Centralina elettronica di controllo
- Imballo

Modelli fino al 2x450

- Pressostato di massima
- Pannello di controllo remoto (10 m)
- Micro porta con cavo L = 2,5 m
- Luce cella con cavo L=2,5 m
- Cavo resistenza porta nei modelli LBP con cavo L=2,5m
- Cavo di connessione evaporatore/unità condensatrice L=10m
- Cavo di alimentazione (L=2,5m)

Modelli 2x560 2x630

- Pannello di controllo remoto 20m
- Pressostato doppio
- Pressostato parzializzazione ventole
- Resistenza carter

OPTIONAL

- Sistema split con carica gas
- Tubazioni precaricate da abbinare a modelli split nella versione con attacchi rapidi (fino ai modelli STH054-STM054-STL034)
- Gas diverso
- Voltaggio diverso
- Condensazione ad acqua
- Variatore velocità ventole condensatore
- Pressostato di minima (dove non previsto)
- Espansione a valvola termostatica (dove non prevista)
- Monitor di tensione
- Interruttore magnetotermico differenziale
- Predisposizione per telegestione e/o Master e Slave
- Kit centrifugo per estrazione aria calda di condensazione

**MONOBLOCCHI
PER CELLE FRIGORIFERE**
PACKAGED UNITS
FOR COLD ROOMS

BLOCKSYSTEM



LOW GWP SOLUTIONS



BASSO
GWP
LOW
GWP



EASY
FIX
EASY
FIX



SISTEMI SPLIT - Installazione orizzontale (pavimento, tetto, parete)
SPLIT SYSTEMS - Horizontal installation (floor, roof top, wall)

GENERAL FEATURES

- Self-supporting casing in zinc-plated metal sheet, which is coated with epoxy powder and easily removable panels for fast access to components during inspection or maintenance operations
- Hermetic or semi-hermetic compressors with motor thermic protection
- Electronic control board that can be programmed according to different user requirements
- Control panel installed in a remote position
- Heat exchangers with copper and aluminium blocks
- Condensation by air
- Expansion by capillary tube or thermostatic valve
- Ventilation or heater automatic defrosting with programmable run duration and frequency
- Condensing water direct discharge
- Electronic control panel
- Package

For Model up to 2x450

- High pressure switch
- Remote control panel (10m)
- Door micro switch with 2,5m long cable
- Cold room light with 2,5m long cable
- Door heater cable for LBP items with 2,5m long cable
- Connecting cables evaporator/condensing unit L= 10m
- Power supply cable (L=2,5m)

For models 2x560 2x630

- Remote control panel 20m
- High-low pressure switch
- Pressure switches for condenser fan control
- Crankcase heater

OPTIONS

- Split system with gas charge
- Pre-charged pipes to be matched to models with fast connetions (up to STH054-STM054- STL034)
- Different refrigerant
- Different voltage
- Water consensation
- Condenser fan speed variator
- Low pressure switch (when not provided)
- Thermostatic valve espansion (when not provided)
- Voltage monitor
- Differential thermomagnetic switch
- Presetting for electronic remote management and or Master and Slave
- Centrifugal set for warm condenser's air estraction

ALLGEMEINE MERKMALE

- Ein selbsttragendes Gehäuse aus elektroverzinktem Blech mit Epoxidpulver-Beschichtung. Die Frontseite des Gehäuses ist leicht zu öffnen. Dadurch sind die Komponenten bei Inspektion oder Wartung schnell zugänglich;
- Hermetische oder halbhermetische Verdichter mit thermischem Wicklungsschutz
- Elektronische Steuerung auch kundenspezifisch programmierbar
- Zurückliegende steuerschalttafel
- Verdampfer als Cu/Alu-Lamellenwärmetauscher
- Luftgekühlte Kondensatoren
- Kapillarrohr oder Expansionsventil
- Automatische Abtauung je nach Gerätetyp Luft oder elektrisch über Regler programmierbar
- Tauwasserablauf nach Aussen
- Elektronische Steuerung
- Verpackung

Für modelle bis an 2x450

- Hochdruckpressostat
- Fernschalttafel mit 10m Anschlußkabel
- Türkontaktschalter mit Kabel 2,5m
- Kühlzellenlicht mit Kabel 2,5m
- Türrahmenheizungsanschluss für Ausführungen LBP mit Kabel 2,5m
- Verbindungskabel Verdampfer / Verflüssigungssatz L = 10m
- Speisekable (L=2,5m)

Für modelle 2x560 2x630

- Fernschalttafel mit 20m Anschlußkabel
- Duo pressostat
- Pressostat Lüfter
- Ölsumpfheizung

ZUBEHÖR

- Vorgefüllte Splitaggregate
- Vorgefüllte Kältemittelleitungen die mit Geräte mit Schnellanschlüsse kombiniert werden können bis STH054-STM054-STL034
- Andere Kältemittel
- Andere Spannung
- Wassergekühlter Kondensator
- Drehzahlregler für Kondensatore-Lüfter
- Niederdruckpressostat (vo nicht vorgesehen)
- Expansion mit thermostatischem (vo nicht vorgesehen)
- Spannungsmonitor
- FI-Schutzschalter
- Vorrichtung für Fernüberwachung oder Master/Slave Funktion
- Radiallüfter für den Verflüssiger

**MONOBLOCCHI
PER CELLE FRIGORIFERE
PACKAGED UNITS
FOR COLD ROOMS**

RIVACOLD
MASTERING COLD

BLOCKSYSTEM



LOW GWP SOLUTIONS



BASSO
GWP
LOW
GWP



EASY
FIX
EASY
FIX



SISTEMI SPLIT - Installazione orizzontale (pavimento, tetto, parete)
SPLIT SYSTEMS - Horizontal installation (floor, roof top, wall)

CARACTÉRISTIQUES GÉNÉRALES

- Carrosserie autoportante en tôle électrozinguée, peinture poudre époxy; panneaux aisément amovibles permettant un accès facile aux composants en cas d'interventions ou d'entretien
- Compresseurs hermétiques ou semi-hermétiques avec protection thermique du moteur
- Régulateur électronique programmable en fonction des conditions d'utilisation
- Tableau de commande à distance
- Échangeurs de chaleur avec batteries en cuivre et aluminium
- Condensation par air
- Expansion par tuyau capillaire ou vanne thermostatique
- Dégivrage automatique par ventilation ou résistance avec fréquence et durée programmables
- Écoulement d'eau de condensation direct
- Central électronique de contrôle
- Emballage

Pour les modèles jusqu'au 2x450

- Pressostat de max
- Tableau de contrôle à distance (10m)
- Détecteur de porte avec câble 2,5m
- Lumière chambre avec câble 2,5m
- Cable de résistance de porte pour les groupes LBP avec câble 2,5m
- Câbles de connexion évaporateur / groupe de condensation L=10m
- Cable d'alimentation (L=2,5m)

Pour les modèles 2x560 2x630

- Tableau de contrôle à distance 20m
- Pressostat double
- Pressostat pour le contrôle du motoventilateur de condenseur
- Résistance carter

OPTION

- Split système avec charge de fluide frigorigène
- Avec tuyaux préchargés à coupler avec les machines avec raccords rapides jusqu'au STH054-STM054-STL034
- Gaz différent
- Voltage différent
- Condensation par eau
- Variateur de vitesse ventilateur du condenseur
- Pressostat de minimum (lors non équipé)
- Expansion par vanne thermostatique (lors non équipé)
- Moniteur de tension
- Interrupteur magnéto différentiel
- Prédiposition pour la télégestion Maître / Escalve
- Kit centrifuge pour le condenseur à air

CARACTERÍSTICAS GENERALES

- Carrozado autoportante en chapa electrozincada, pintado con polvo epoxi; paneles de fácil extracción que permiten un rápido acceso a los componentes en caso de inspección o mantenimiento
- Compresores herméticos o semiherméticos, con protección térmica del motor
- Cuadro de control con placa electrónica programable en base a las diferentes exigencias de utilización
- Panel de mando en posición remota
- Baterías de intercambio térmico de los condensadores y de los evaporadores en cobre y aluminio
- Condensación por aire
- Expansión por tubo capilar o por válvula termostática
- Descarche automático por ventilación o resistencia eléctrica, con frecuencia y duración programables
- Desagüe directo
- Centralita electrónica de control
- Embalaje

Para modelos hasta ei 2x450

- Presostato de max
- Panel remoto de control (10m)
- Interruptor puerta con cable de 2,5 metros
- Luz interior cámara cable de 2,5 metros
- Resistencia puerta en equipos LBP con cable de 2,5 metros
- Cables de conexión entre evaporador y unidad condensadora L=10mts
- Cable de alimentación (L=2,5m)

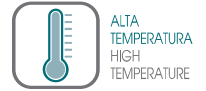
Para modelos 2x560 2x630

- Panel remoto de control 20m
- Presostato doble
- Presostato para regulación ventilador
- Resistencia cárter

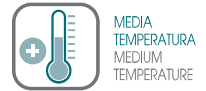
OPCIONALES

- Equipo split con carga de gas
- Tubos precargados disponibles para los modelos con conexiones rápidas (hasta STH054-STM054-STL034)
- Gas diferente
- Voltaje diferente
- Condensación por agua
- Variador de velocidad ventiladores condensador
- Presostato de mínimo (donde no está previsto)
- Expansión por válvula termostática (donde no está prevista)
- Monitor de tensión
- Interruptor magnetotérmico diferencial (en dotación)
- Predisposición para telegestión y/o Master e Slave
- Kit Radial para conducir el aire de condensación

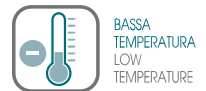
DATI TECNICI (R452A) - TECHNICAL DATA (R452A)



R452A	Tension	Compressor		PED	Expansion	Defrosting	Absorption		Condenser		Evaporator				Connections		CU	EV	Total Net Weight	Drawings
		type	cm ³				cat	Win	FLA	N x ø	m ³ /h	N x ø	m ³ /h	Wd	f(m)	D				
STH003G001	230/1/50	E	7,3	0	C	A	543	3,3	2x254	1528	1x200	630	-	3,0	6	10	40,3	6,2	46,5	a-1
STH006G001	230/1/50	E	8,8	0	C	A	621	3,6	2x254	1528	1x200	600	-	3,0	6	10	43,3	7,2	50,5	a-1
STH009G001	230/1/50	E	12,1	0	C	A	941	5,6	2x254	1211	2x200	1230	-	3,5	6	12	44,8	10,4	55,2	a-2
STH016G001	230/1/50	E	17,4	0	C	A	1159	6,2	2x254	1550	2x200	1170	-	3,5	6	12	57,7	11,8	69,5	a-2
STH022G012	400/3/50	E	21,7	1	V	A	1379	4,2	2x300	1980	2x254	1602	-	7,5	10	16	70,5	18	88,5	b-1
STH034G012	400/3/50	E	26,2	1	V	A	1565	4,4	2x300	1850	3x254	2315	-	7,5	10	16	83,5	26,5	110	b-2
STH054G012	400/3/50	E	43,5	1	V	A	2323	6,2	2x350	3670	3x254	2072	-	7,00	10	16	93,5	27,5	121	c



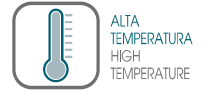
R452A	Tension	Compressor		PED	Expansion	Defrosting	Absorption		Condenser		Evaporator				Connections		CU	EV	Total Net Weight	Drawings
		type	cm ³				cat	Win	FLA	N x ø	m ³ /h	N x ø	m ³ /h	Wd	f(m)	D				
STM003G001	230/1/50	E	8,8	0	C	R	577	3,4	2x254	1528	1x200	630	650	3	6	10	44,3	7,2	51,5	a-1
STM006G001	230/1/50	E	12,1	0	C	R	810	5,0	2x254	1528	1x200	600	650	3	6	10	45,2	8,3	53,5	a-1
STM009G001	230/1/50	E	17,4	0	C	R	1025	5,2	2x254	1211	2x200	1230	1200	4	6	12	51,5	15	66,5	a-2
STM012G001	230/1/50	E	21,7	0	C	R	1234	6,1	2x254	1550	2x200	1170	1200	4	6	12	55,5	14	69,5	a-2
STM016G001	230/1/50	E	22,4	0	C	R	1266	6,6	2x254	1550	2x200	1170	1200	4	6	12	59,5	14	73,5	a-2
STM022G012	400/3/50	E	26,2	1	V	R	1402	4,4	2x300	1980	2x254	1602	1350	8	10	16	66,5	26	92,5	b-1
STM034G012	400/3/50	E	32,7	1	V	R	1655	5,0	2x300	1850	3x254	2364	1950	8	10	16	73	26,5	99,5	b-2
STM040G012	400/3/50	E	43,5	1	V	R	2110	6,2	2x350	3962	3x254	2167	1950	7	10	16	94	29,5	123,5	b-2
STM054G012	400/3/50	E	56,7	1	V	R	2497	6,3	2x350	3670	3x254	2167	1950	7	10	18	127	29,5	156,5	b-2
STM068G012	400/3/50	E	74,3	1	V	R	3272	8,0	2x350	4360	2x350	4163	3300	14	12	22	122,25	39,75	162	f
STM080G012	400/3/50	E	100,7	2	V	R	3667	8,1	2x350	4120	2x350	3825	3300	14	12	22	128,5	43	171,5	f
STM110G012	400/3/50	E	112,5	2	V	R	4435	9,7	2x400	6281	2x450	4800	5500	17	12	28	185,25	62,75	248	e
STM140G012	400/3/50	E	134,8	2	V	R	5507	12,5	2x450	9662	2x450	5300	5500	17	12	28	222,75	70,75	293,5	g



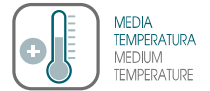
R452A	Tension	Compressor		PED	Expansion	Defrosting	Absorption		Condenser		Evaporator				Connections		CU	EV	Total Net Weight	Drawings
		type	cm ³				cat	Win	FLA	N x ø	m ³ /h	N x ø	m ³ /h	Wd	f(m)	D				
STL003G011	230/1/50	E	18,6	0	V	R	636	3,2	2X254	1528	1 X 200	630	650	3	6	8	54,3	7,2	61,5	a-1
STL006G011	230/1/50	E	26,2	0	V	R	782	3,9	2X254	1211	1X200	600	650	3	6	12	57,7	8,3	66	a-1
STL009G011	230/1/50	E	34,4	0	V	R	1127	6,3	2X254	1550	2X200	1230	1200	3,5	6	12	58	15	73	a-2
STL012G011	230/1/50	E	34,4	1	V	R	1171	6,7	2X300	1980	2X200	1230	1200	3,5	10	12	75,5	14	89,5	d
STL016G012	400/3/50	E	48,0	1	V	R	1262	4,3	2X300	1980	2X254	1602	1350	7,5	10	16	78,5	26	104,5	b-1
STL020G012	400/3/50	E	68,0	1	V	R	1959	5,6	2X300	2194	3X254	2364	1950	7,5	10	16	83	26,5	109,5	b-2
STL024G012	400/3/50	E	68,0	1	V	R	2039	6,1	2X350	3600	3X254	2364	1950	7,5	10	16	93,5	26,5	120	c
STL034G012	400/3/50	E	108,0	2	V	R	2837	7,2	2X350	3670	3X254	2167	1950	7	10	18	111,5	27,5	139	c

**MONOBLOCCHI
PER CELLE FRIGORIFERE
PACKAGED UNITS
FOR COLD ROOMS**

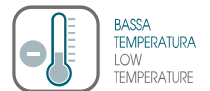
TABELLA RESE (R452A) - TECHNICAL DATA (R452A)



R452A	Capacity Ta = +25°C						Capacity Ta = +32°C						Capacity Ta = +43°C					
	Tc = +10°C		Tc = +5°C		Tc = +2°C		Tc = +10°C		Tc = +5°C		Tc = +2°C		Tc = +10°C		Tc = +5°C		Tc = +2°C	
	W	m³	W	m³	W	m³	W	m³	W	m³	W	m³	W	m³	W	m³	W	m³
STH003G001	990	8,3	865	6,4	794	6,4	903	7,2	790	4,1	725	4,1	757	5,3	663	4	609	3,1
STH006G001	1206	11,4	1056	8,3	970	8,3	1094	9,8	962	6,4	886	5,7	904	7,2	796	5,4	734	4
STH009G001	1626	16,4	1429	13	1318	13,1	1479	14,5	1301	8,6	1199	8,4	1239	10,5	1097	8,2	1012	6,2
STH016G001	2302	26,7	2020	20,3	1857	19,8	2089	22,9	1833	14,5	1686	13,3	1726	16,7	1514	12,7	1393	9,3
STH022G012	2666	31,5	2334	24,7	2143	24,2	2396	26,8	2095	17,4	1922	15,7	1984	19,4	1726	14,9	1580	11,1
STH034G012	3581	46,7	3111	35,8	2841	34	3275	40,6	2845	27,4	2596	23,8	2752	30,4	2389	23,8	2178	17,4
STH054G012	5270	75,1	4567	58,2	4167	55,2	4846	65,5	4192	45,4	3818	39,2	4106	49,7	3534	38,3	3206	28,6



R452A	Capacity Ta = +25°C						Capacity Ta = +32°C						Capacity Ta = +43°C					
	Tc = +5°C		Tc = 0°C		Tc = -5°C		Tc = +5°C		Tc = 0°C		Tc = -5°C		Tc = +5°C		Tc = 0°C		Tc = -5°C	
	W	m³	W	m³	W	m³	W	m³	W	m³	W	m³	W	m³	W	m³	W	m³
STM003G001	962	7,9	835	4,8	720	3,9	882	6,9	769	4,2	667	3,4	736	5	642	3,2	555	2,5
STM006G001	1227	11,2	1082	7,3	952	6	1114	9,8	981	6,2	857	5,2	941	7,3	831	4,7	720	3,6
STM009G001	1777	18,6	1551	10,7	1339	10,8	1609	15,9	1406	10,4	1213	8,3	1325	11,4	1160	7,5	1002	5,5
STM012G001	2298	26,3	1987	18,2	1693	13,9	2081	22,5	1800	14,9	1530	11,9	1697	16	1471	10,5	1250	8,4
STM016G001	2353	26,8	2052	20,7	1767	15	2144	23,3	1868	15,5	1606	12,9	1822	17,6	1585	11,5	1361	9,6
STM022G012	2711	32,3	2333	23	1983	16,2	2488	28,3	2139	18,1	1813	14,2	2105	21,1	1808	13,5	1526	10,6
STM034G012	3530	45,5	3074	32,8	2639	23,7	3207	39,7	2788	25,4	2389	20,4	2668	32,1	2309	18,5	1969	14,9
STM040G012	4459	61,2	3825	34,6	3232	31,3	4080	53,2	3490	34,3	2937	27,1	3417	32,8	2904	25,2	2420	19,5
STM054G012	5212	73,7	4502	42,3	3839	36	4784	63,3	4122	37,7	3499	31,3	4039	48,4	3459	27,8	2911	22,7
STM068G012	7102	105,6	6164	79,9	5281	37,8	6486	91,7	5618	68,8	4798	36,3	5425	67,3	4677	51	3965	36,9
STM080G012	8646	136,2	7434	99,8	6296	82	7798	116,1	6688	85,6	5642	70	6371	83,7	5433	61,1	4543	44,7
STM110G012	10888	177,6	9332	131,9	7889	103,7	9865	152,3	8433	112,5	7101	88	8152	111,2	6924	81,7	5775	62,4
STM140G012	14348	244,8	12312	180	10439	140	13111	211,3	11228	155	9493	119,7	10953	156,6	9334	114,7	7842	87,6

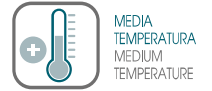


R452A	Capacity Ta = +25°C						Capacity Ta = +32°C						Capacity Ta = +43°C					
	Tc = -15°C		Tc = -20°C		Tc = -25°C		Tc = -15°C		Tc = -20°C		Tc = -25°C		Tc = -15°C		Tc = -20°C		Tc = -25°C	
	W	m³	W	m³	W	m³	W	m³	W	m³	W	m³	W	m³	W	m³	W	m³
STL003G011	816	4	693	3,4	581	2,2	746	3,6	633	3	529	1,9	624	2,8	527	2,1	437	1,3
STL006G011	1096	7,4	918	5,8	752	3,8	985	6,4	824	5	675	3,2	820	4,5	676	3,5	543	2,1
STL009G011	1485	11,1	1241	9,4	1016	6,3	1340	9,7	1117	8,2	910	5,3	1117	6,8	923	5,4	740	3,5
STL012G011	1681	14,5	1401	11,9	1142	7,9	1512	12,5	1258	10,2	1021	6,6	1246	8,6	1028	6,8	822	4,4
STL016G012	2013	19	1675	15,4	1363	10	1824	15,1	1509	13,2	1219	8,5	1512*	12,4	1239*	9,2	985*	5,6
STL020G012	3028	39,2	2561	32,4	2120	22,1	2736	34,5	2313	27,8	1909	19	2217*	24,3	1873*	19,1	1537*	13
STL024G012	3221	41,8	2702	34,4	2223	22,9	2945	36,7	2465	30,2	2018	19,9	2451*	26,4	2041*	21,5	1656*	13,9
STL034G012	4051	60,1	3399	49,3	2805	33,6	3708	53,7	3109	43,2	2560	29,4	3140*	39,7	2632*	32	2164*	21,8

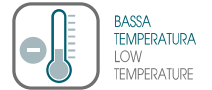
* Surriscaldamento / Overheat limit ≤ 10 K

**MONOBLOCCHI
PER CELLE FRIGORIFERE
PACKAGED UNITS
FOR COLD ROOMS**

DATI TECNICI (R449A) - TECHNICAL DATA (R449A)



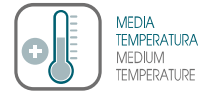
R449A	Tension	Compressor		PED	Expansion	Defrosting	Absorption		Condenser		Evaporator				Connections		CU	EV	Total Net Weight	Drawings
		type	cm ³				cat	Win	FLA	N x ø	m ³ /h	N x ø	m ³ /h	Wd	f(m)	D				
STM200R012	400/3/50	SE	26,8	1	V	R	6646	14,8	2 X 450	9186	2 X 450	8663	6600	16	16	28	340,2	14,8	355	g
STM300R012	400/3/50	SE	32,4	2	V	R	10968	20,2	2 X 560	19156	2 X 500	16751	9100	25	16	28	578,8	20,2	599	h1+h2
STM370R012	400/3/50	SE	41,3	2	V	R	12284	22,8	2 X 560	17696	2 X 500	15577	10400	25	22	35	647,2	22,8	670	h1+h2
STM450R012	400/3/50	SE	48,5	2	V	R	12242	23,5	2 X 630	19199	2 X 500	14403	10400	25	22	42	793,5	23,5	817	m1+h2
STM520R012	400/3/50	SE	56,3	2	V	R	14799	27,7	2 X 630	19199	3 X 500	23365	15040	28	22	42	841,3	27,7	869	m1+m2
STM600R012	400/3/50	SE	63,5	2	V	R	16352	29,9	2 X 630	18318	3 X 500	21604	15040	27	22	42	876,1	29,9	906	m1+m2



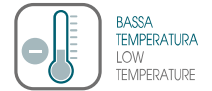
R449A	Tension	Compressor		PED	Expansion	Defrosting	Absorption		Condenser		Evaporator				Connections		CU	EV	Total Net Weight	Drawings
		type	cm ³				cat	Win	FLA	N x ø	m ³ /h	N x ø	m ³ /h	Wd	f(m)	D				
STL060R012	400/3/50	SE	16,2	1	V	R	2510	6,8	2 x 350	4360	2 x 350	4163	3300	14	12	22	190,7	6,8	197,5	e
STL080R012	400/3/50	SE	18,1	1	V	R	2673	7,2	2 x 350	4120	2 x 350	3825	3300	14	12	22	218,8	7,2	226	e
STL130R012	400/3/50	SE	26,8	1	V	R	3870	10,1	2 x 400	6281	2 x 450	9926	5500	17	16	22	282,9	10,1	293	f
STL180R012	400/3/50	SE	32,5	1	V	R	4945	12,7	2 x 450	9662	2 x 450	9162	6600	17	16	35	329,3	12,7	342	f
STL200R012	400/3/50	SE	41,3	1	V	R	5418	13,1	2 x 450	9186	2 x 450	8663	6600	16	16	35	389,9	13,1	403	g
STL260R012	400/3/50	SE	48,5	1	V	R	5533	14,1	2 x 450	9186	2 x 450	8663	6600	16	16	35	393,9	14,1	408	g
STL350R012	400/3/50	SE	73,6	2	V	R	12751	25	2 x 560	19156	2 x 500	16898	10400	25	22	42	670	25	695	h1-h2
STL450R012	400/3/50	SE	84,5	2	V	R	14672	27,4	2 x 560	17696	2 x 500	16164	10400	25	22	54	691,6	27,4	719	h1-h2
STL750R012	400/3/50	SE	110,5	2	V	R	16882	34,3	2 x 630	19199	3 x 500	25346	15040	28	22	54	898,7	34,3	933	m1-m2
STL900R012	400/3/50	SE	126,8	2	V	R	19161	37,2	2 x 630	18318	3 x 500	24245	15040	28	22	54	952,8	37,2	990	m1-m2

**MONOBLOCCHI
PER CELLE FRIGORIFERE
PACKAGED UNITS
FOR COLD ROOMS**

TABELLA RESE (R449A) - REFRIGERATING CAPACITY (R449A)



R449A	Capacity Ta = +25°C						Capacity Ta = +32°C						Capacity Ta = +43°C					
	Tc = +5°C		Tc = 0°C		Tc = -5°C		Tc = +5°C		Tc = 0°C		Tc = -5°C		Tc = +5°C		Tc = 0°C		Tc = -5°C	
	W	m³	W	m³	W	m³	W	m³	W	m³	W	m³	W	m³	W	m³	W	m³
STM200R012	19238	324	16645	234	14255	183	17854	288	15406	206	13157	159	15584	230	13378	161	11361	123
STM300R012	21568	401	18754	280	16148	219	20153	359	17485	249	15018	193	17803	291	15377	198	13145	152
STM370R012	28234	572	24455	396	20962	307	26336	564	22758	346	19458	272	23190	442	19948	270	16973	211
STM450R012	33176	711	28651	485	28651	485	30861	723	26572	420	26572	420	27039	558	23145	325	19579	253
STM520R012	39110	858	33890	578	29062	445	36405	876	31476	498	26927	392	31939	671	27494	381	23410	299
STM600R012	45595	1033	39554	679	33954	522	42448	1081	36741	591	31459	464	37182	837	32029	457	27278	358



R449A	Capacity Ta = +25°C						Capacity Ta = +32°C						Capacity Ta = +43°C					
	Tc = -15°C		Tc = -20°C		Tc = -25°C		Tc = -15°C		Tc = -20°C		Tc = -25°C		Tc = -15°C		Tc = -20°C		Tc = -25°C	
	W	m³	W	m³	W	m³	W	m³	W	m³	W	m³	W	m³	W	m³	W	m³
STL060R012	5215	79	4347	68	3561	48	4811	69	3996	58	3257	41	4149	60	3420	49	2760	35
STL080R012	5819	108	4835	93	3945	67	5365	93	4440	80	3605	58	4626	77	3798	66	3054	48
STL130R012	8264	161	6884	127	5630	99	7593	140	6296	118	5121	84	6507	118	5348	102	4302	68
STL180R012	10891	255	9067	215	7419	142	10036	226	8323	191	6778	130	8654	173	7123	143	5748	91
STL200R012	13323	337	11056	282	9002	180	12219	295	10094	245	8171	162	10418	222	8529	181	6822	113
STL260R012	14234	368	11802	306	9589	196	12985	319	10705	264	8632	172	10927	237	8908	192	7074	119
STL350R012	18653	525	15767	447	13081	278	17380	459	14647	397	12097	259	15210	365	12750	300	10446	198
STL450R012	22562	671	19106	571	15884	350	21096	589	17829	509	14774	336	18578	472	15655	393	12911	263
STL750R012	27889	902	23572	773	19566	492	25997	792	21896	680	18081	442	22741	610	19022	518	15550	343
STL900R012	34349	1222	29167	1067	24348	668	32210	1077	27302	938	22718	606	28417	836	24006	721	19852	486

**MONOBLOCCHI
PER CELLE FRIGORIFERE
PACKAGED UNITS
FOR COLD ROOMS**

LEGENDA

E =	Compressore ermetico
Win =	Watt totali assorbiti
Wd =	Watt assorbiti dalle resistenze di sbrinamento
FLA =	Ampere totali assorbiti
C =	Espansione con tubo capillare
V =	Espansione a valvola termostatica
A =	Sbrinamento a ventilazione
R =	Sbrinamento elettrico
f =	Freccia d'aria
Ta =	Temperatura ambiente
Tc =	Temperatura cella
W =	Resa frigorifera in Watt

TABLE LEGEND

E =	Hermetic compressor
Win =	Total Watt absorbed
Wd =	Watt absorbed by defrosting heaters
FLA =	Total Amperes absorbed
C =	Expansion by capillary tube
V =	Expansion by thermostatic valve
A =	Defrosting by ventilation
R =	Defrosting by heaters
f =	Air throw
Ta =	Ambient temperature
Tc =	Cold room temperature
W =	Watt refrigeration output

LEGENDE

E =	Hermetischer Verdichter
Win =	Leistungsaufnahme Gesamt 'Watt'
Wd =	Leistungsaufnahme Elektroabtauheizung 'Watt'
FLA =	Stromaufnahme Gesamt 'Ampere'
C =	Expansion mit Kapillarrohr
V =	Expansion mit Expansionsventil
A =	Luftabtauung
R =	Elektrische Abtauung
f =	Wurfweite Verdampfer
Ta =	Raumtemperatur
Tc =	Kühlzellentemperatur
W =	Watt Kälteleistung

LEGENDE DES TABLEUX

E =	Compresseur hermétique
Win =	Watt absorbés
Wd =	Watt absorbés par les résistances de dégivrage
FLA =	Ampères absorbés
C =	Expansion par tuyau capillaire
V =	Expansion par vanne thermostatique
A =	Dégivrage par ventilation
R =	Dégivrage par résistance électrique
f =	Projection d'air
Ta =	Température ambiante
Tc =	Température chambre froide
W =	Rendement frigorifique en Watt

LEGENDA DE PROSPECTOS

E =	Compresor hermético
Win =	Absorción total en Watt
Wd =	Absorción resistencias descarche
FLA =	Absorción total en Amperios
C =	Expansión por tubo capillar
V =	Expansión por válvula termostática
A =	Descarche por aire
R =	Descarche eléctrico
f =	Flecha aire
Ta =	Temperatura ambiente
Tc =	Temperatura cámara
W =	Potencia frigorífica en Watt

CONDIZIONI DI CALCOLO DEI VOLUMI

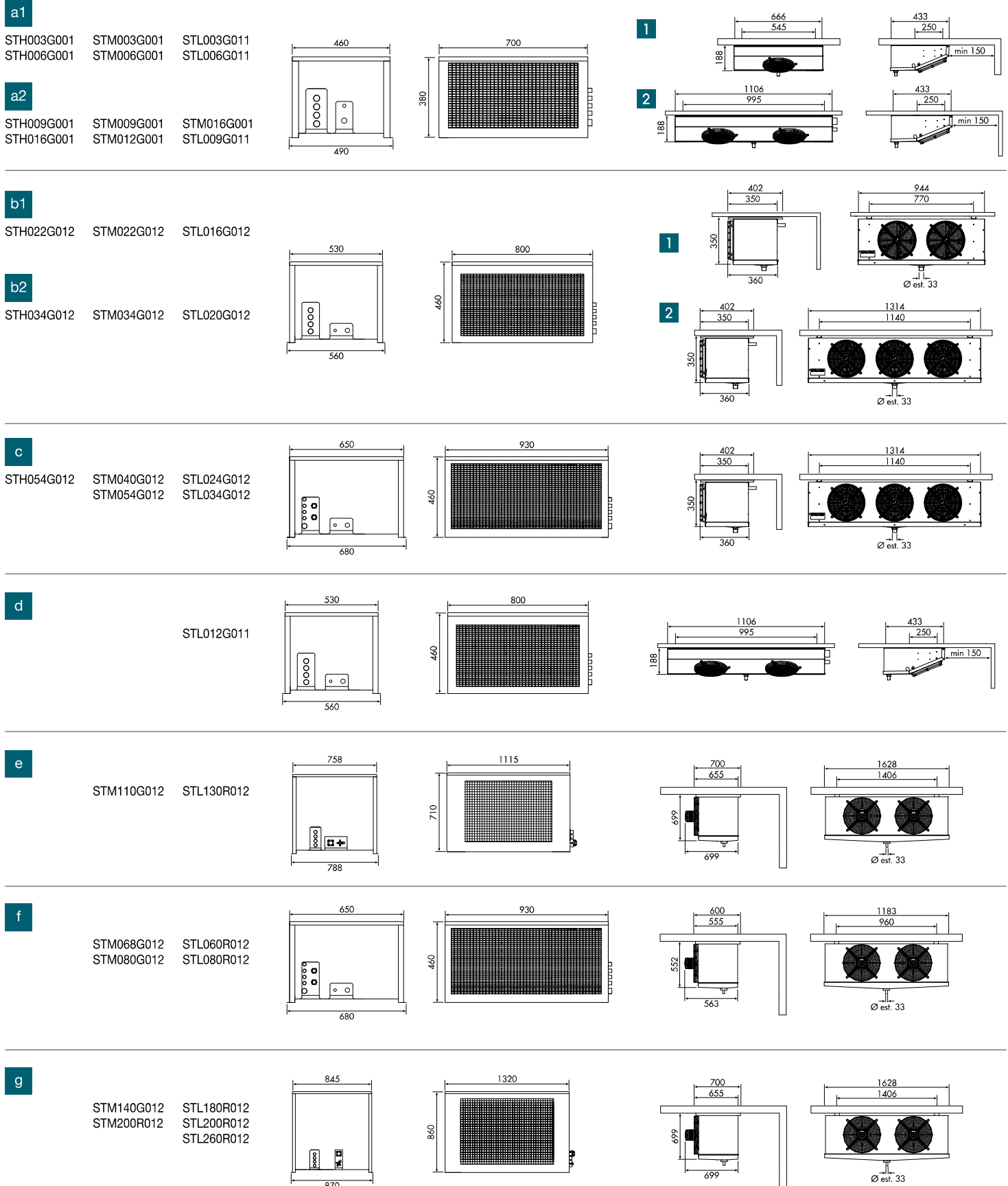
VOLUME CALCULATION CONDITIONS
BEDINGUNGEN FÜR VOLUMENBERECHNUNG
CONDITIONS DE CALCUL VOLUME
CONDICIONES CALCULO VOLUMEN

BLOCKSYSTEM		ST		
		HBP	MBP	LBP
s	mm	60	60	100
T _i	°C	+25	+25	-7
h	h	18	18	18
d	kg/m ³	250	250	250
m	%	10	10	10
c _s	kJ/kg°C	3,22	3,22	1,67

**LEGENDA - TABLE LEGEND - LEGENDE
LEGENDE DES TABLEUX - LEGENDA DE PROSPECTOS**

s	Spessore isolamento - Insulation thickness - Isolierungsstärke - Epaisseur d'isolation - Espesor del aislante
T _i	Temperatura ingresso prodotto - Product entering temperature - Produkteintrittstemperatur - Temperature entrée produit - Temperatura entrada producto
h	Ore raffreddamento prodotto - Product cooling time - Laufzeit pro Tag - Durée refroidissement produit - Duración enfriamiento producto
d	Densità di carico - Load density - Belegungsdichte - Densité de charge - Densidad de la carga
m	Movimentazione giornaliera - Product daily turnover - Täglicher Warenumsatz - Mouvement journalier produit - Desplazamiento diario
c _s	Calore specifico prodotto (carne) - Product specific heat (meat) - Spezifische Wärme des Produkts (fleisch) - Chaleur spécifique au produit (viande) - Calor específico del producto (carne)

INGOMBRI MACCHINA ED EVAPORATORI ASSOCIATI
DIMENSIONS OF THE MACHINE AND ASSOCIATED UNIT COOLERS

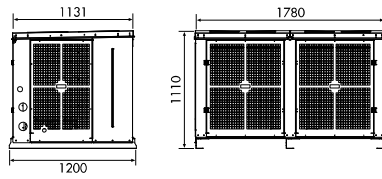


**MONOBLOCCHI
PER CELLE FRIGORIFERE**
PACKAGED UNITS
FOR COLD ROOMS

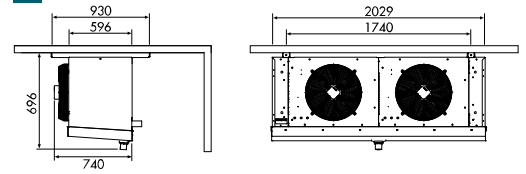
h1 h2

STM300R012 STL350R012
STM370R012 STL450R012

h1



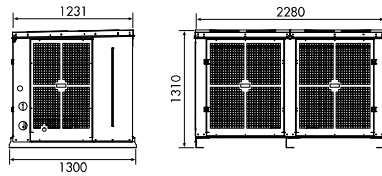
h2



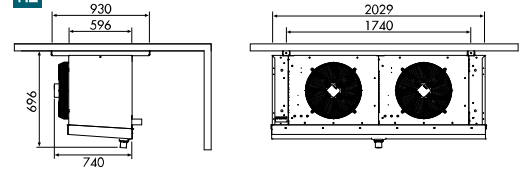
m1 h2

STM450R012

m1



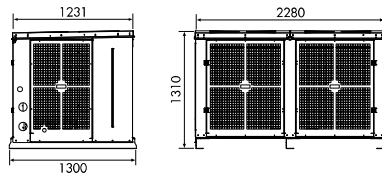
h2



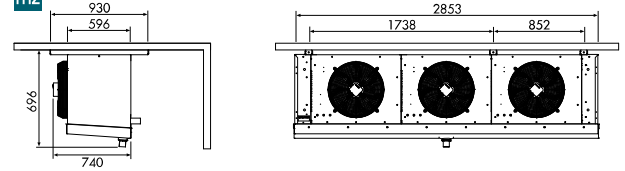
m1 m2

STM520R012 STL750R012
STM600R012 STL900R012

m1



m2

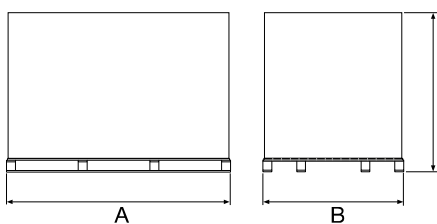


DIMENSIONI E PESI IMBALLI - SIZES AND WEIGHT OF PACKAGES

PACKAGE		A mm	B mm	H mm	weight kg
REF	type				
a1	1	950	610	990	16
a2-d	1	1310	610	990	20
b1	1	1050	685	1040	21
b2- c	1	1450	810	1175	37
f	1	1420	1420	830	49
e-g	1	1730	1730	1071	77
h1	2	2170	1470	1450	85
h2	2	2180	993	1089	56
m1	2	2600	1535	1410	108
m2	2	3030	993	1080	85

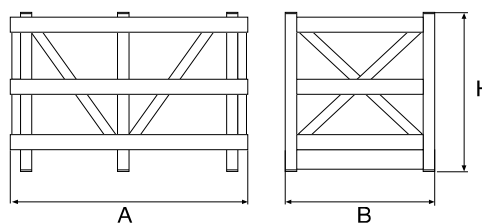
Drawing ①

Wooden pallet + carton box



Drawing ②

Wooden crate



BLOCKSYSTEM



Serie split - Installazione a soffitto o a pavimento
 Split range - Roof or floor mounting installation

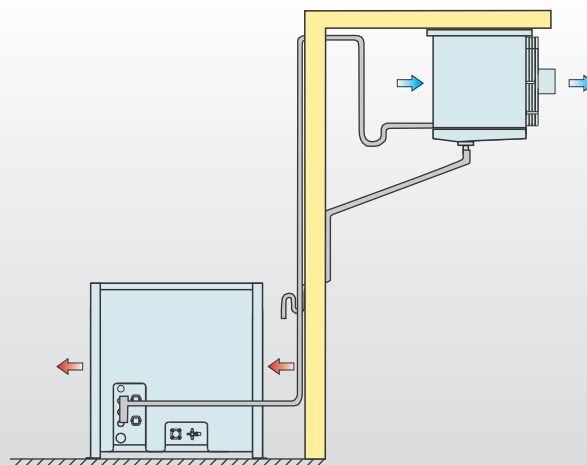
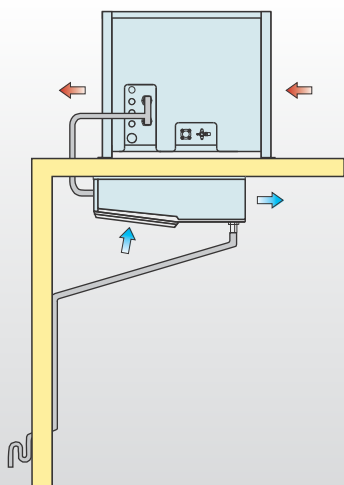
R134a

MBP



REFRIGERANTE
 A BASSO GPW
 LOW GPW
 REFRIGERANT

Campo di esercizio (Tc) <i>Operating range (Tc)</i>	+5°C ÷ -5°C
Potenza Frigorifera <i>Refrigerating capacity</i>	759 ÷ 15417 W T _a = 32°C (T _c = 0°C)
Volume cella <i>Cold room volume</i>	4 ÷ 206 m ³
Tipo di sbrinamento <i>Defrosting type</i>	R



Caratteristiche generali

Centralina elettronica di controllo
Pressostato di massima
Pannello di controllo remoto (10m)
Micro porta con cavo (2,5m)
Luce cella con cavo (2,5m)
Cavo resistenza porta nei modelli LBP con cavo (2,5m)
Cavi di connessione evaporatore/unità condensatrice (10m)
Scarico diretto dell'acqua di condensa
Cavo di alimentazione (2,5m)
Sbrinamento a resistenza
Imballo incluso

Optional

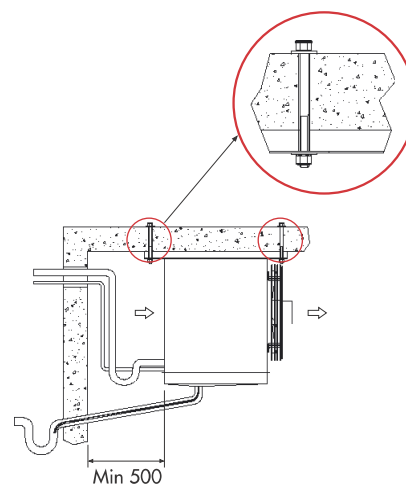
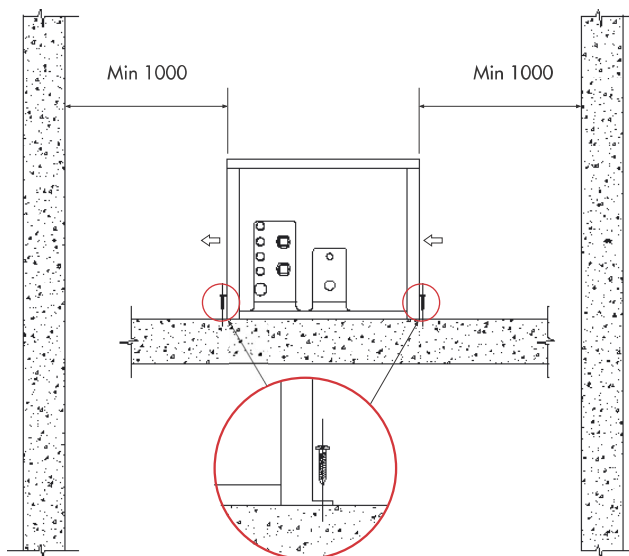
Tubazioni precaricate nelle lunghezze di 2,5/5/10m
Gas diverso
Voltaggio diverso
Condensazione ad acqua
Variatore di velocità ventole condensatore
Resistenza carter
Pressostato di bassa
Espansione a valvola termostatica (dove non prevista)
Monitor di tensione
Interruttore magnetotermico differenziale
Predisposizione per telegestione e/o Master e Slave
Sistema di telegestione
Kit centrifugo per estrazione aria calda di condensazione

General features

Electronic control panel
High pressure switch
Remote control panel (10m)
Door micro switch with cable (2,5m)
Cold room light with cable (2,5m)
Door heater cable for LBP items with cable (2,5m)
Connecting cables evaporator/condensing unit (10m)
Condensing water direct discharge
Power supply cable (2,5m)
Electrical defrost
Package included

Optional

Pre-charged pipe connections of the following lengths 2,5/5/10m
Different gas
Different voltage
Water condensation
Condenser fan speed variator
Crankcase heater
Low pressure switch
Thermostatic valve expansion (when not provided)
Voltage monitor
Differential thermomagnetic switch
Presetting of electronic remote management and /or Master and Slave
Management software system
Centrifugal set for warm condensation air extraction





R134A Code	Voltage	Compressor type	PED Category	Expansion		Total Absorption	Condensers fans	Evaporator fans	Pipe Fittings		Weight	Refrigeration Output/Cold room volume																		
				W	A				S	D		Ta = 25°C			Ta = 32°C			Ta = 43°C												
												Tc = +5°C	Tc = 0°C	Tc = -5°C	Tc = +5°C	Tc = 0°C	Tc = -5°C	Tc = +5°C	Tc = 0°C	Tc = -5°C										
				W	m³				W	m³		W	m³	W	m³	W	m³	W	m³	W	m³	W	m³							
STM003Y001	230/1/50	E	0	C	564	3,79	2x254 1528	1x200 630	3	10	6	67,0	941	7,6	814	4,6	693	3,7	881	6,9	759	4,2	644	3,2	782	5,5	670	3,4	564	2,6
STM006Y001	230/1/50	E	0	C	622	3,71	2x254 1528	1x200 600	3	10	6	71,1	1116	9,9	956	6,1	803	4,7	1048	9,0	895	5,5	749	4,2	938	7,3	796	4,5	662	3,2
STM009Y001	230/1/50	E	0	C	856	5,62	2x254 1211	2x200 1230	3,5	12	6	69,5	1647	17,0	1406	10,8	1106	7,6	1514	15,0	1288	9,4	1012	6,7	1296	11,3	1094	7,1	857	4,7
STM016Y001	230/1/50	E	0	C	1100	5,74	2x254 1550	2x200 1170	3,5	12	6	69,9	2292	26,2	2014	18,6	1747	14,6	2079	22,5	1812	14,9	1552	12,2	1734	16,5	1487	10,7	1242	8,2
STM022Y012	400/3/50	E	1	V	1446	4,54	2x300 2500	2x254 1602	7,5	16	10	121,5	2941	36,1	2441	23,9	1935	16,7	2733	32,1	2267	20,0	1796	14,7	2377	24,8	1967	15,4	1555	11,3
STM034Y012	400/3/50	E	1	V	1862	5,29	2x300 2281	3x254 2364	7,5	16	10	107,8	4049	54,5	3460	35,3	2888	27,3	3733	47,8	3181	30,9	2648	23,9	3203	36,4	2715	23,4	2245	18,0
STM040Y012	400/3/50	E	1	V	2156	6,55	2x350 3962	3x254 2167	7	16	10	155,5	4515	62,3	3860	40,5	3237	31,6	4252	55,9	3629	36,4	3036	28,4	3819	43,8	3250	29,3	2706	22,7
STM054Y012	400/3/50	E	2	V	2674	8,38	2x350 3670	3x254 2167	7	22	10	135,0	5536	79,7	4581	49,6	3660	36,8	5137	69,8	4229	44,0	3355	32,1	4459	54,2	3633	33,6	2841	24,1
STM068Y012	400/3/50	E	2	V	3571	9,91	2x350 4360	2x350 4163	14	22	12	220,0	8232	127,7	7005	91,4	5800	67,1	7697	114,0	6521	82,3	5369	59,9	6802	90,1	5718	64,2	4657	46,3
STM080Y012	400/3/50	SE	1	V	3470	8,09	2x350 4120	2x350 3825	14	28	12	236,5	9166	145,9	7901	107,9	6669	79,9	8579	129,7	7381	96,3	6217	76,2	7600	102,8	6517	75,7	5469	58,9
STM110Y012	400/3/50	SE	1	V	4160	10,40	2x400 4800	2x450 9926	17	28	12	372,5	11224	184,3	9686	137,3	8171	107,6	10450	163,0	8991	121,0	7558	94,0	9168	127,7	7845	94,3	6551	72,4
STM140Y012	400/3/50	SE	1	V	5140	12,93	2x450 5300	2x450 9162	17	28	12	421,5	14504	244,5	12436	185,2	10456	139,8	13563	213,9	11599	160,6	9723	122,7	12008	168,6	10222	127,8	8520	95,9
STM200Y012	400/3/50	SE	1	V	6480	15,23	2x450 5300	2x450 8663	16	35	16	480,5	19342	327,8	16678	234,8	14043	180,4	17954	290,7	15417	205,8	12909	154,9	15644	231,8	13333	160,4	11048	118,2

Condizioni di calcolo rese e assorbimenti (MBP): temp. gas aspirato +20°C, senza sottoraffreddamento del liquido, surriscaldamento utile 100%
Capacity and absorption calculation conditions (MBP): suction gas temp. +20°C, without liquid subcooling, 100% useful heat

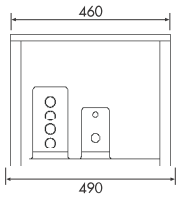
Tipo di Compressore / Compressor type: E = ermetico / hermetic SE = semiermetico / semi-hermetic
Espansione / Expansion: C = capillare / capillary V = valvola / valve
Conessioni tubi / Pipe fittings: S = aspirazione / suction D = mandata / discharge

PACKAGE

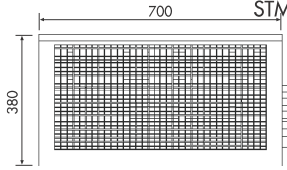
Code	A x B x H (mm)	m³	kg
STM003Y001	950 x 610 x 990	0,574	16
STM006Y001	1310 x 610 x 990	0,791	20
STM022Y012	1050 x 685 x 1140	0,82	21
STM034Y012	1450 x 810 x 1175	1,38	37
STM054Y012	1420 x 1420 x 830	1,674	49
STM068Y012	1730 x 1730 x 1071	4,064	77



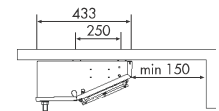
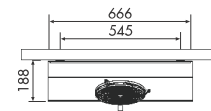
A) STM003Y001
STM006Y001



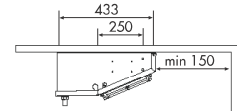
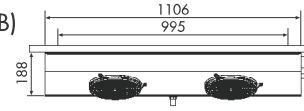
B) STM009Y001
STM016Y001



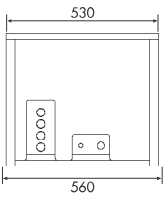
A)




B)



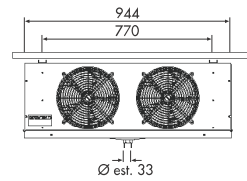
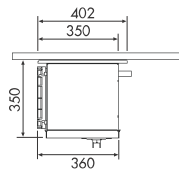
A) STM022Y012



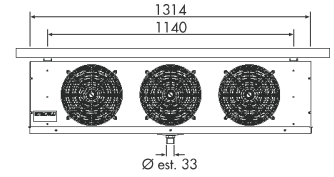
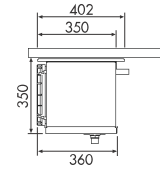
B) STM034Y012



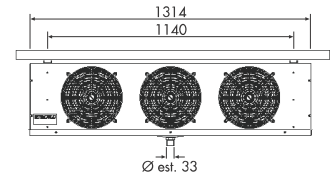
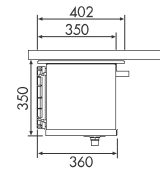
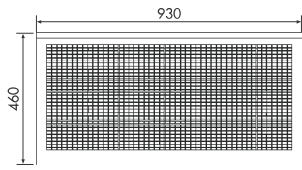
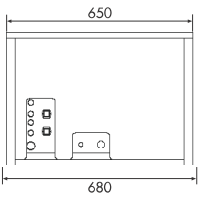
A)



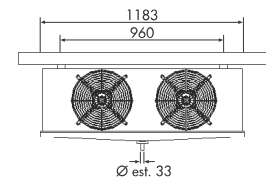
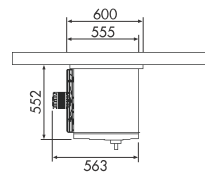
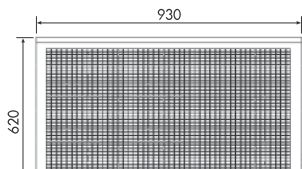
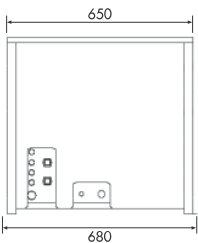
B)



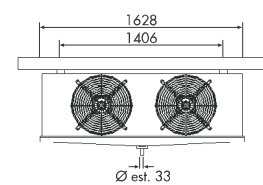
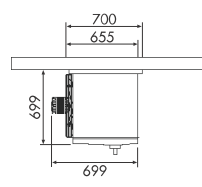
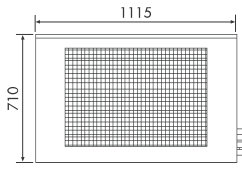
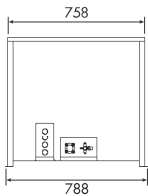
STM040Y012
STM054Y012



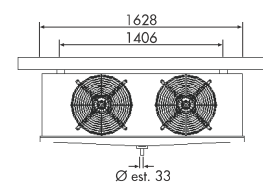
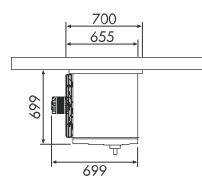
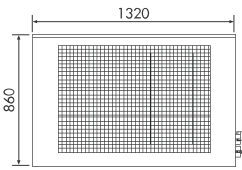
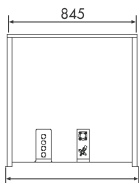
STM068Y012
STM080Y012



STM110Y012



STM140Y012
STM200Y012



Per ulteriori informazioni, contattare il nostro ufficio tecnico / For further information, please contact our technical dept

Descrizione, dati tecnici e illustrazioni sono indicativi e non vincolanti. La Rivacold si riserva il diritto di modificare per intero o in parte le specifiche descritte nella presente documentazione senza preavviso e a beneficio della continuità produttiva, di utilizzare produttori alternativi di componenti previsti nel progetto.

Descriptions, technical data and pictures are to be considered as a guide and not binding. Rivacold reserves the right to change in whole or part, the specification detailed in this documentation without prior notice and, when necessary to achieve continuous productions, to use alternative manufactures of components for design accomplishment.